



HOSTPLUS SELF-MANAGED INVEST (SMI) FOR SMSF INVESTORS



THAT'S A PLUS.



Hostplus SMI makes it easy for you to build diversified portfolios that aim to deliver growth, flexibility and a better retirement.

A man with short dark hair, wearing a grey sweater over a white collared shirt, is seated at a light-colored wooden desk. He is looking down at a notepad and writing with a pen. In the background, a computer monitor is visible, displaying some data. The scene is lit with soft, natural light, suggesting an office or home workspace.


WELCOME TO HOSTPLUS SMI

With access to assets typically unavailable to SMSF investors and daily liquidity, Hostplus SMI is designed to work for your life and your plans.



CONTENTS

Access opportunity	4	How Hostplus SMI works	20
Why Hostplus Self-Managed Invest?	4	Understanding the basics	20
Scale and experience	6	Building our portfolios	21
Why invest with Hostplus?	6	Managing risk and liquidity	22
Investment options	7	Switching windows and Valuations	23
Your SMI investment options	7	Expertise that delivers	24
Hostplus Balanced	8	Our investment philosophy	24
Hostplus Conservative Balanced	9	Getting started	25
Hostplus Capital Stable	10	Before you start	25
Hostplus Indexed Balanced	11	How to apply	25
Hostplus SRI – Balanced	12		
Hostplus Australian Shares – Indexed	13		
Hostplus International Shares – Emerging Markets	14		
Hostplus Property	15		
Hostplus Infrastructure	16		
Hostplus Diversified Fixed Interest – Indexed	17		



ACCESS OPPORTUNITY

Why Hostplus Self-Managed Invest?

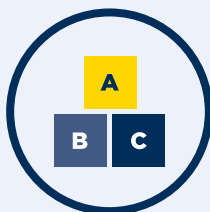
Hostplus Self-Managed Invest (SMI) makes it easy for you to build a strong and diversified portfolio that strives to deliver growth, income and a better future.

Get the best of both worlds

We're the first industry super fund to offer SMSF investors the flexibility of an SMSF while providing hard-to-access investment options.

Powerful benefits

We understand how important it is for you to build your SMSF's portfolio with access to an array of listed and unlisted assets through one of Australia's leading industry super funds.



Greater diversification
to protect your portfolio.



More opportunities
to build your portfolio.



Investments that build
your retirement income.



A unique alternative
to traditional defensive and
growth investments.

Features designed to help you get more from your SMSF

From a low initial investment to unique, hard-to-access investments, discover how Hostplus SMI can help you build a portfolio that serves your life, plans and purpose.

Access assets typically unavailable to SMSF investors

Investment opportunities previously only available to Hostplus members as part of our diversified balanced option, including access to:



Unlisted domestic and international property
(institutional grade)




Unlisted infrastructure



Private equity and venture capital

Multiple investment options to choose from

Giving you access to a wide range of some of our most popular assets and investment strategies. There are 10 investment options available, including our Balanced, Indexed Balanced, Infrastructure and Property options.



More investment options available

There are 10 investment options available, including our Balanced, Indexed Balanced, Infrastructure and Property options.



Simple, digital application and experience

For no-hassle admin.

\$10k

Low initial investment¹ plus daily liquidity

So you can invest the way you want to.

\$165 p.a.

Admin fee

\$240

Joining fee

1. Minimum initial investment of \$10,000. Minimum additional investment (per option) of \$5,000.

SCALE AND EXPERIENCE



Why invest with Hostplus?

As one of Australia's largest super funds, we can use our scale, expertise and experience to support your superannuation journey.



1.8m
members (approx)¹



Over
\$127bn
in funds under
management



World-class asset managers

From our in-house team plus
IFM Investors, BlackRock,
Wellington, ISPT.²



10- to 20-year investment strategies

Long-term thinking that
really delivers.

1. As of 30 June 2025.

2. Information contained within this document is general advice only and does not take into account any person's personal objectives, financial situation or needs. For more information about our association and relationships with our asset managers, please refer to hostplus.com.au

INVESTMENT OPTIONS

Daily liquidity across our investment options

Our SMI investment options give you access to a wide range of assets and investment strategies. Importantly, each investment option offers daily liquidity and a low initial investment amount². So you can enjoy the comfort and flexibility to invest when and how you want – and the freedom to access your funds whenever you need to.

Style of investment	Name of investment option
Pre-mixed Focused on delivering the best net return for a given level of risk. These pre-mixed investment options take full advantage of Hostplus' investment expertise and feature our best investment ideas across listed and unlisted assets, bonds and cash.	Hostplus Balanced Hostplus Conservative Balanced Hostplus Capital Stable
Indexed (pre-mixed) Investment options that target assets in specific industries.	Hostplus Indexed Balanced
Socially Responsible Investment (SRI) (pre-mixed) Focused on values-based investing. This pre-mixed investment option seeks to reduce exposure to industry segments within fossil fuels and tobacco production, as well as other factors.	Hostplus Socially Responsible Investment (SRI) – Balanced
Single sector investment options Focused on investing in a single investment sector. The single sector investment options invest only in a specific asset class, such as International Shares - Emerging Markets or Australian Shares, and have varying investment styles.	Hostplus Australian Shares – Indexed Hostplus International Shares – Emerging Markets Hostplus Property* Hostplus Infrastructure* Hostplus Diversified Fixed Interest – Indexed

2. Minimum initial investment of \$10,000. Minimum additional investment (per option) of \$5,000.* Please note that switching windows apply to the Property and Infrastructure options. See page 23 for more details. More information on each investment option can be found on page: 8-17.

CORE PRE-MIXED OPTIONS

Hostplus Balanced


Overview

With a bias to growth assets, this option is actively managed and provides exposure to a range of listed and unlisted assets.

World-class investment managers

Our investments are managed by some of the world's largest and most experienced asset managers. For more information on our investment managers, please refer to page 21.

Balanced

Summary	The Balanced investment option is focused on delivering the best net return from investing in a portfolio that has a bias to growth assets and has high diversification .																																							
Who is this investment suitable for?	With a bias to growth assets , this Core pre-mixed investment option is designed for investors with a medium to long-term investment timeframe, who are seeking strong long-term returns (very strong long-term returns in Pension phase) and have a medium to high tolerance of negative returns.																																							
Investment objective	Accumulation: CPI plus 3.0% per annum on average over 10 years. CPI plus 4.0% per annum on average over 20 years. Pension: CPI plus 3.5% per annum on average over 10 years. CPI plus 4.5% per annum on average over 20 years.																																							
Level of investment risk	Medium to High. (Negative returns expected in between 3 to less than 4 out of every 20 years)																																							
Minimum suggested investment time frame	Accumulation: 5 years + Pension: 5 years +																																							
Growth/defensive allocation	76% growth / 24% defensive																																							
Investment mix and asset ranges	 <table> <thead> <tr> <th></th><th>ASSET CLASS</th><th>RANGE %</th><th>TARGET</th></tr> </thead> <tbody> <tr> <td rowspan="3">Listed equities</td><td>Australian shares</td><td>10–40%</td><td>21%</td></tr> <tr> <td>International shares – Developed markets</td><td>10–40%</td><td>23%</td></tr> <tr> <td>International shares – Emerging markets</td><td>0–15%</td><td>6%</td></tr> <tr> <td rowspan="5">Unlisted assets</td><td>Property</td><td>0–30%</td><td>9%</td></tr> <tr> <td>Infrastructure</td><td>0–30%</td><td>11%</td></tr> <tr> <td>Private equity</td><td>0–25%</td><td>10%</td></tr> <tr> <td>Credit</td><td>0–20%</td><td>7%</td></tr> <tr> <td>Alternatives</td><td>0–20%</td><td>4%</td></tr> <tr> <td rowspan="2">Bonds and cash</td><td>Diversified fixed interest</td><td>0–20%</td><td>5%</td></tr> <tr> <td>Cash</td><td>0–15%</td><td>4%</td></tr> </tbody> </table>				ASSET CLASS	RANGE %	TARGET	Listed equities	Australian shares	10–40%	21%	International shares – Developed markets	10–40%	23%	International shares – Emerging markets	0–15%	6%	Unlisted assets	Property	0–30%	9%	Infrastructure	0–30%	11%	Private equity	0–25%	10%	Credit	0–20%	7%	Alternatives	0–20%	4%	Bonds and cash	Diversified fixed interest	0–20%	5%	Cash	0–15%	4%
	ASSET CLASS	RANGE %	TARGET																																					
Listed equities	Australian shares	10–40%	21%																																					
	International shares – Developed markets	10–40%	23%																																					
	International shares – Emerging markets	0–15%	6%																																					
Unlisted assets	Property	0–30%	9%																																					
	Infrastructure	0–30%	11%																																					
	Private equity	0–25%	10%																																					
	Credit	0–20%	7%																																					
	Alternatives	0–20%	4%																																					
Bonds and cash	Diversified fixed interest	0–20%	5%																																					
	Cash	0–15%	4%																																					
Additional information	Information about the past performance of this option is at hostplus.com.au/smsfs/pricing-performance . Information about the fees and costs for investing in these options can be found in the SMI Additional Information Booklet. Explanations of the bolded terms used in the 'summary' and 'who is this investment suitable for' are in the within the SMI Additional Information Booklet.																																							

CORE PRE-MIXED OPTIONS

Hostplus Conservative Balanced


Overview

With a similar split of growth and defensive assets, this option is actively managed and provides exposure to a range of listed and unlisted assets.

World-class investment managers

Our investments are managed by some of the world's largest and most experienced asset managers. For more information on our investment managers, please refer to page 21.

Conservative Balanced

Summary	The Conservative Balanced investment option is focused on delivering the best net return from investing in a portfolio that has a similar proportion of growth and defensive assets and has high diversification .																																							
Who is this investment suitable for?	With a similar proportion of growth and defensive assets, this Core pre-mixed investment option is designed for investors with a medium to long-term investment time frame, who are seeking moderate long-term returns (strong long-term returns in Pension phase) and have a medium tolerance of negative returns.																																							
Investment objective	Accumulation: CPI plus 3.0% per annum on average over 20 years. Pension: CPI plus 4.0% per annum on average over 20 years.																																							
Level of investment risk	Medium. (Negative returns expected in between 2 to less than 3 out of every 20 years)																																							
Minimum suggested investment time frame	Accumulation: 5 years + Pension: 5 years +																																							
Growth/defensive allocation	58% growth / 42% defensive																																							
Investment mix and asset ranges	 <table> <thead> <tr> <th></th><th>ASSET CLASS</th><th>RANGE %</th><th>TARGET</th></tr> </thead> <tbody> <tr> <td rowspan="3">Listed equities</td><td>Australian shares</td><td>10–30%</td><td>16%</td></tr> <tr> <td>International shares – Developed markets</td><td>10–30%</td><td>18%</td></tr> <tr> <td>International shares – Emerging markets</td><td>0–15%</td><td>4%</td></tr> <tr> <td rowspan="5">Unlisted assets</td><td>Property</td><td>0–25%</td><td>8%</td></tr> <tr> <td>Infrastructure</td><td>0–25%</td><td>11%</td></tr> <tr> <td>Private equity</td><td>0–10%</td><td>4%</td></tr> <tr> <td>Credit</td><td>0–20%</td><td>7%</td></tr> <tr> <td>Alternatives</td><td>0–20%</td><td>6%</td></tr> <tr> <td rowspan="2">Bonds and cash</td><td>Diversified fixed interest</td><td>10–40%</td><td>18%</td></tr> <tr> <td>Cash</td><td>0–25%</td><td>8%</td></tr> </tbody> </table>				ASSET CLASS	RANGE %	TARGET	Listed equities	Australian shares	10–30%	16%	International shares – Developed markets	10–30%	18%	International shares – Emerging markets	0–15%	4%	Unlisted assets	Property	0–25%	8%	Infrastructure	0–25%	11%	Private equity	0–10%	4%	Credit	0–20%	7%	Alternatives	0–20%	6%	Bonds and cash	Diversified fixed interest	10–40%	18%	Cash	0–25%	8%
	ASSET CLASS	RANGE %	TARGET																																					
Listed equities	Australian shares	10–30%	16%																																					
	International shares – Developed markets	10–30%	18%																																					
	International shares – Emerging markets	0–15%	4%																																					
Unlisted assets	Property	0–25%	8%																																					
	Infrastructure	0–25%	11%																																					
	Private equity	0–10%	4%																																					
	Credit	0–20%	7%																																					
	Alternatives	0–20%	6%																																					
Bonds and cash	Diversified fixed interest	10–40%	18%																																					
	Cash	0–25%	8%																																					
Additional information	Information about the past performance of this option is at hostplus.com.au/smsfs/pricing-performance . Information about the fees and costs for investing in these options can be found in the SMI Additional Information Booklet. Explanations of the bolded terms used in the 'summary' and 'who is this investment suitable for' are in the within the SMI Additional Information Booklet.																																							

CORE PRE-MIXED OPTIONS

Hostplus Capital Stable


Overview

With a bias to defensive assets, this option is actively managed and provides exposure to a range of listed and unlisted assets.

World-class investment managers

Our investments are managed by some of the world's largest and most experienced asset managers. For more information on our investment managers, please refer to page 21.

Capital Stable

Summary	The Capital Stable investment option is focused on delivering the best net return from investing in a portfolio that has a bias to defensive assets and has high diversification .																																					
Who is this investment suitable for?	With a bias to defensive assets, this Core pre-mixed investment option is designed for investors with a medium to long-term investment time frame, who are seeking modest long-term returns (moderate long-term returns in Pension phase) and have a low to medium tolerance of negative returns.																																					
Investment objective	Accumulation: CPI plus 2.0% per annum on average over 20 years. Pension: CPI plus 3.0% per annum on average over 20 years.																																					
Level of investment risk	Low to Medium. (Negative returns expected in between 1 to less than 2 out of every 20 years)																																					
Minimum suggested investment time frame	Accumulation: 5 years + Pension: 5 years +																																					
Growth/defensive allocation	38% growth / 62% defensive																																					
Investment mix and asset ranges	<div></div> <table><thead><tr><th></th><th>ASSET CLASS</th><th>RANGE %</th><th>TARGET</th></tr></thead><tbody><tr><td rowspan="3">Listed equities</td><td>Australian shares</td><td>0–30%</td><td>8%</td></tr><tr><td>International shares – Developed markets</td><td>0–30%</td><td>10%</td></tr><tr><td>International shares – Emerging markets</td><td>0–10%</td><td>2%</td></tr><tr><td rowspan="5">Unlisted assets</td><td>Property</td><td>0–25%</td><td>8%</td></tr><tr><td>Infrastructure</td><td>0–25%</td><td>11%</td></tr><tr><td>Private equity</td><td>0–10%</td><td>2%</td></tr><tr><td>Credit</td><td>0–20%</td><td>7%</td></tr><tr><td>Alternatives</td><td>0–20%</td><td>6%</td></tr><tr><td rowspan="2">Bonds and cash</td><td>Diversified fixed interest</td><td>10–50%</td><td>30%</td></tr><tr><td>Cash</td><td>0–50%</td><td>16%</td></tr></tbody></table>		ASSET CLASS	RANGE %	TARGET	Listed equities	Australian shares	0–30%	8%	International shares – Developed markets	0–30%	10%	International shares – Emerging markets	0–10%	2%	Unlisted assets	Property	0–25%	8%	Infrastructure	0–25%	11%	Private equity	0–10%	2%	Credit	0–20%	7%	Alternatives	0–20%	6%	Bonds and cash	Diversified fixed interest	10–50%	30%	Cash	0–50%	16%
	ASSET CLASS	RANGE %	TARGET																																			
Listed equities	Australian shares	0–30%	8%																																			
	International shares – Developed markets	0–30%	10%																																			
	International shares – Emerging markets	0–10%	2%																																			
Unlisted assets	Property	0–25%	8%																																			
	Infrastructure	0–25%	11%																																			
	Private equity	0–10%	2%																																			
	Credit	0–20%	7%																																			
	Alternatives	0–20%	6%																																			
Bonds and cash	Diversified fixed interest	10–50%	30%																																			
	Cash	0–50%	16%																																			
Additional information	Information about the past performance of this option is at hostplus.com.au/smsfs/pricing-performance . Information about the fees and costs for investing in these options can be found in the SMI Additional Information Booklet. Explanations of the bolded terms used in the 'summary' and 'who is this investment suitable for' are in the within the SMI Additional Information Booklet.																																					

INDEXED PRE-MIXED OPTION

Hostplus Indexed Balanced

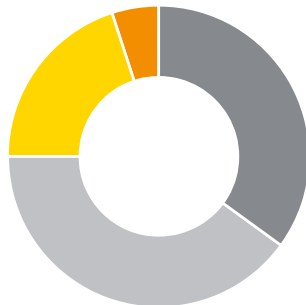
Overview

With a bias to growth assets, this option is passively managed and provides exposure to listed equities and fixed interest.

World-class investment managers

Our investments are managed by some of the world's largest and most experienced asset managers. For more information on our investment managers, please refer to page 21.

Indexed Balanced

Summary	The Indexed Balanced investment option is focused on minimising investment fees and costs from investing in a portfolio that has a bias to growth assets and has medium diversification .																																							
Who is this investment suitable for?	With a bias to growth assets, this Indexed pre-mixed investment option is designed for investors with a medium to long-term investment time frame, who are seeking moderate long-term returns and have a high tolerance of negative returns.																																							
Investment objective	Accumulation: CPI plus 2.5% per annum on average over 20 years. Pension: CPI plus 3.0% per annum on average over 20 years.																																							
Level of investment risk	High. (Negative returns expected in between 4 to less than 6 out of every 20 years)																																							
Minimum suggested investment time frame	Accumulation: 5 years + Pension: 5 years +																																							
Growth/defensive allocation	75% growth / 25% defensive																																							
Investment mix and asset ranges	 <table> <tr> <th></th><th>ASSET CLASS</th><th>RANGE %</th><th>TARGET</th></tr> <tr> <td rowspan="3">Listed equities</td><td>Australian shares</td><td>20–60%</td><td>32%</td></tr> <tr> <td>International shares – Developed markets</td><td>20–60%</td><td>39%</td></tr> <tr> <td>International shares – Emerging markets</td><td>0–15%</td><td>4%</td></tr> <tr> <td rowspan="5">Unlisted assets</td><td>Property</td><td>0–10%</td><td>0%</td></tr> <tr> <td>Infrastructure</td><td>0–10%</td><td>0%</td></tr> <tr> <td>Private equity</td><td>0–10%</td><td>0%</td></tr> <tr> <td>Credit</td><td>0–10%</td><td>0%</td></tr> <tr> <td>Alternatives</td><td>0–10%</td><td>0%</td></tr> <tr> <td rowspan="2">Bonds and cash</td><td>Diversified fixed interest</td><td>10–35%</td><td>20%</td></tr> <tr> <td>Cash</td><td>0–20%</td><td>5%</td></tr> </table>				ASSET CLASS	RANGE %	TARGET	Listed equities	Australian shares	20–60%	32%	International shares – Developed markets	20–60%	39%	International shares – Emerging markets	0–15%	4%	Unlisted assets	Property	0–10%	0%	Infrastructure	0–10%	0%	Private equity	0–10%	0%	Credit	0–10%	0%	Alternatives	0–10%	0%	Bonds and cash	Diversified fixed interest	10–35%	20%	Cash	0–20%	5%
	ASSET CLASS	RANGE %	TARGET																																					
Listed equities	Australian shares	20–60%	32%																																					
	International shares – Developed markets	20–60%	39%																																					
	International shares – Emerging markets	0–15%	4%																																					
Unlisted assets	Property	0–10%	0%																																					
	Infrastructure	0–10%	0%																																					
	Private equity	0–10%	0%																																					
	Credit	0–10%	0%																																					
	Alternatives	0–10%	0%																																					
Bonds and cash	Diversified fixed interest	10–35%	20%																																					
	Cash	0–20%	5%																																					
Additional information	Information about the past performance of this option is at hostplus.com.au/smsfs/pricing-performance . Information about the fees and costs for investing in these options can be found in the SMI Additional Information Booklet. Explanations of the bolded terms used in the 'summary' and 'who is this investment suitable for' are in the within the SMI Additional Information Booklet.																																							

SOCIALLY RESPONSIBLE INVESTMENT (SRI) PRE-MIXED OPTION

Hostplus SRI – Balanced


Overview

With a bias to growth assets and focus on values-based investing, this option is actively managed and provides exposure to a range of listed and unlisted assets.

World-class investment managers

Our investments are managed by some of the world's largest and most experienced asset managers. For more information on our investment managers, please refer to page 21.

Socially Responsible Investment (SRI) – Balanced

Summary	The Socially Responsible Investment (SRI) – Balanced investment option is focused on values-based investing from investing in a portfolio with a bias to growth assets and has high diversification .																																							
Who is this investment suitable for?	With a bias to growth assets, this Socially Responsible Investment pre-mixed option is designed for investors with a medium to long-term investment time frame, who are seeking moderate long-term returns (strong long-term returns in Pension phase) and have a medium to high tolerance of negative returns.																																							
Investment objective	Accumulation: CPI plus 3.0% per annum on average over 20 years. Pension: CPI plus 4.0% per annum on average over 20 years.																																							
Level of investment risk	Medium to high. (Negative returns expected in between 3 to less than 4 out of every 20 years)																																							
Minimum suggested investment time frame	Accumulation: 5 years + Pension: 5 years +																																							
Growth/defensive allocation	73% growth / 27% defensive																																							
Investment mix and asset ranges	 <table> <thead> <tr> <th></th><th>ASSET CLASS</th><th>RANGE %</th><th>TARGET</th></tr> </thead> <tbody> <tr> <td rowspan="3">Listed equities</td><td>Australian shares</td><td>10–50%</td><td>25%</td></tr> <tr> <td>International shares – Developed markets</td><td>10–50%</td><td>28%</td></tr> <tr> <td>International shares – Emerging markets</td><td>0–20%</td><td>0%</td></tr> <tr> <td rowspan="5">Unlisted assets</td><td>Property</td><td>0–30%</td><td>8%</td></tr> <tr> <td>Infrastructure</td><td>0–30%</td><td>9%</td></tr> <tr> <td>Private equity</td><td>0–30%</td><td>10%</td></tr> <tr> <td>Credit</td><td>0–20%</td><td>0%</td></tr> <tr> <td>Alternatives</td><td>0–30%</td><td>5%</td></tr> <tr> <td rowspan="2">Bonds and cash</td><td>Diversified fixed interest</td><td>0–30%</td><td>10%</td></tr> <tr> <td>Cash</td><td>0–20%</td><td>5%</td></tr> </tbody> </table>				ASSET CLASS	RANGE %	TARGET	Listed equities	Australian shares	10–50%	25%	International shares – Developed markets	10–50%	28%	International shares – Emerging markets	0–20%	0%	Unlisted assets	Property	0–30%	8%	Infrastructure	0–30%	9%	Private equity	0–30%	10%	Credit	0–20%	0%	Alternatives	0–30%	5%	Bonds and cash	Diversified fixed interest	0–30%	10%	Cash	0–20%	5%
	ASSET CLASS	RANGE %	TARGET																																					
Listed equities	Australian shares	10–50%	25%																																					
	International shares – Developed markets	10–50%	28%																																					
	International shares – Emerging markets	0–20%	0%																																					
Unlisted assets	Property	0–30%	8%																																					
	Infrastructure	0–30%	9%																																					
	Private equity	0–30%	10%																																					
	Credit	0–20%	0%																																					
	Alternatives	0–30%	5%																																					
Bonds and cash	Diversified fixed interest	0–30%	10%																																					
	Cash	0–20%	5%																																					
Additional information	Information about the past performance of this option is at hostplus.com.au/smsfs/pricing-performance . Information about the fees and costs for investing in these options can be found in the SMI Additional Information Booklet. Explanations of the bolded terms used in the 'summary' and 'who is this investment suitable for' are in the within the SMI Additional Information Booklet.																																							

SINGLE SECTOR OPTIONS

Hostplus Australian Shares – Indexed




Overview

With all growth assets, this option is passively managed and provides exposure to listed Australian shares.

World-class investment managers

Our investments are managed by some of the world's largest and most experienced asset managers. For more information on our investment managers, please refer to page 21.

Australian Shares – Indexed

Summary	The Australian Shares – Indexed investment option is focused on minimising investment fees and costs in a single sector from investing in a portfolio of all growth assets (typically companies listed predominantly on the Australian Securities Exchange) and has low diversification .		
Who is this investment suitable for?	With all growth assets, this single sector investment option is designed for investors with a medium to long-term investment time frame, who are seeking moderate long-term returns (very strong long-term returns in Pension phase) and have a high tolerance of negative returns.		
Investment objective	Accumulation: CPI plus 3.0% per annum on average over 20 years. Pension: CPI plus 4.0% per annum on average over 20 years.		
Level of investment risk	High. (Negative returns expected in between 4 to less than 6 out of every 20 years)		
Minimum suggested investment time frame	Accumulation: 5 years + Pension: 5 years +		
Growth/defensive allocation	100% growth / 0% defensive		
Investment mix and asset ranges			
	ASSET CLASS	RANGE %	TARGET
Listed equities	 Australian shares	90–100%	100%
Bonds and cash	 Cash	0–10%	0%
Additional information	Information about the past performance of this option is at hostplus.com.au/smsfs/pricing-performance . Information about the fees and costs for investing in these options can be found in the SMI Additional Information Booklet. Explanations of the bolded terms used in the 'summary' and 'who is this investment suitable for' are in the within the SMI Additional Information Booklet.		

SINGLE SECTOR OPTIONS








Hostplus International Shares – Emerging Markets

Overview

With all growth assets, this option is actively managed and provides exposure to listed international shares in emerging markets.

World-class investment managers

Our investments are managed by some of the world's largest and most experienced asset managers. For more information on our investment managers, please refer to page 21.

	International Shares – Emerging Markets												
Summary	The International Shares – Emerging Markets investment option is focused on delivering the best net return in a single sector from investing in a portfolio of all growth assets (typically companies listed on international securities exchanges in emerging markets only) and has medium diversification .												
Who is this investment suitable for?	With all growth assets, this single sector investment option is designed for investors with a medium to long-term investment time frame, who are seeking strong long-term returns (very strong long-term returns in Pension phase), have a high tolerance of negative returns and can accept the impacts of foreign currency movements .												
Investment objective	Accumulation: CPI plus 4.0% per annum on average over 20 years. Pension: CPI plus 5.0% per annum on average over 20 years.												
Level of investment risk	High. (Negative returns expected in between 4 to less than 6 out of every 20 years)												
Minimum suggested investment time frame	Accumulation: 5 years + Pension: 5 years +												
Growth/defensive allocation	100% growth / 0% defensive												
Investment mix and asset ranges	<div></div> <table><thead><tr><th></th><th>ASSET CLASS</th><th>RANGE %</th><th>TARGET</th></tr></thead><tbody><tr><td>Listed equities</td><td> International shares – Emerging markets</td><td>90–100%</td><td>100%</td></tr><tr><td>Bonds and cash</td><td> Cash</td><td>0–10%</td><td>0%</td></tr></tbody></table>		ASSET CLASS	RANGE %	TARGET	Listed equities	 International shares – Emerging markets	90–100%	100%	Bonds and cash	 Cash	0–10%	0%
	ASSET CLASS	RANGE %	TARGET										
Listed equities	 International shares – Emerging markets	90–100%	100%										
Bonds and cash	 Cash	0–10%	0%										
Additional information	Information about the past performance of this option is at hostplus.com.au/smsfs/pricing-performance . Information about the fees and costs for investing in these options can be found in the SMI Additional Information Booklet. Explanations of the bolded terms used in the 'summary' and 'who is this investment suitable for' are in the within the SMI Additional Information Booklet.												

SINGLE SECTOR OPTIONS

Hostplus Property








Overview

With a bias to defensive assets, this option is actively managed and provides exposure to unlisted property.

World-class investment managers

Our investments are managed by some of the world's largest and most experienced asset managers. For more information on our investment managers, please refer to page 21.

Please note, switching windows apply to the Property option. Please visit hostplus.com.au/smsfs/tools-and-resources/faqs for more information.

	Property											
Summary	The Property investment option is focused on delivering the best net return in a single sector from investing in a portfolio with a bias to defensive assets (typically investing in property or buildings, either directly or via property trusts) and has medium diversification .											
Who is this investment suitable for?	With a bias to defensive assets, this single sector investment option is designed for investors with a long-term investment timeframe, who are seeking modest long-term returns (moderate long-term returns in Pension phase) and have a medium tolerance of negative returns.											
Investment objective	Accumulation: CPI plus 1.5% per annum on average over 20 years. Pension: CPI plus 2.5% per annum on average over 20 years.											
Level of investment risk	Medium. (Negative returns expected in between 2 to less than 3 out of every 20 years)											
Minimum suggested investment time frame	Accumulation: 7 years + Pension: 7 years +											
Growth/defensive allocation	30% growth / 70% defensive											
Investment mix and asset ranges	<div></div> <table><thead><tr><th></th><th>ASSET CLASS</th><th>RANGE %</th><th>TARGET</th></tr></thead><tbody><tr><td rowspan="2">Unlisted assets</td><td> Property</td><td>90–100%</td><td>100%</td></tr><tr><td> Cash</td><td>0–10%</td><td>0%</td></tr></tbody></table>		ASSET CLASS	RANGE %	TARGET	Unlisted assets	 Property	90–100%	100%	 Cash	0–10%	0%
	ASSET CLASS	RANGE %	TARGET									
Unlisted assets	 Property	90–100%	100%									
	 Cash	0–10%	0%									
Additional information	Information about the past performance of this option is at hostplus.com.au/smsfs/pricing-performance . Information about the fees and costs for investing in these options can be found in the SMI Additional Information Booklet. Explanations of the bolded terms used in the 'summary' and 'who is this investment suitable for' are in the within the SMI Additional Information Booklet											

SINGLE SECTOR OPTIONS

Hostplus Infrastructure

Overview


With a similar split of defensive and growth assets, this option is actively managed and provides exposure to unlisted infrastructure.

World-class investment managers

Our investments are managed by some of the world's largest and most experienced asset managers. For more information on our investment managers, please refer to page 21.

Please note, switching windows apply to the Infrastructure option. Please visit hostplus.com.au/smsfs/tools-and-resources/faqs for more information.

Infrastructure

Summary	The Infrastructure investment option is focused on delivering the best net return in a single sector from investing in a portfolio with a similar proportion of defensive and growth assets (typically investing in tangible infrastructure assets, such as airports, seaports, toll roads, renewable energy and utilities, both within Australia and globally) and has medium diversification .													
Who is this investment suitable for?	With a similar proportion of defensive and growth assets, this single sector investment option is designed for investors with a long-term investment timeframe, who are seeking modest long-term returns (moderate long-term returns in Pension phase) and, have a low to medium tolerance of negative returns.													
Investment objective	Accumulation: CPI plus 2.0% per annum on average over 20 years. Pension: CPI plus 2.5% per annum on average over 20 years.													
Level of investment risk	Low to Medium. (Negative returns expected in between 1 to less than 2 out of every 20 years)													
Minimum suggested investment time frame	Accumulation: 7 years + Pension: 7 years +													
Growth/defensive allocation	60% growth / 40% defensive													
Investment mix and asset ranges	 <table border="1"> <thead> <tr> <th></th><th>ASSET CLASS</th><th>RANGE %</th><th>TARGET</th></tr> </thead> <tbody> <tr> <td rowspan="2">Unlisted assets</td><td>Infrastructure</td><td>90–100%</td><td>100%</td></tr> <tr> <td>Cash</td><td>0–10%</td><td>0%</td></tr> </tbody> </table>				ASSET CLASS	RANGE %	TARGET	Unlisted assets	Infrastructure	90–100%	100%	Cash	0–10%	0%
	ASSET CLASS	RANGE %	TARGET											
Unlisted assets	Infrastructure	90–100%	100%											
	Cash	0–10%	0%											
Additional information	Information about the past performance of this option is at hostplus.com.au/smsfs/pricing-performance . Information about the fees and costs for investing in these options can be found in the SMI Additional Information Booklet. Explanations of the bolded terms used in the 'summary' and 'who is this investment suitable for' are in the within the SMI Additional Information Booklet.													

SINGLE SECTOR OPTIONS

Hostplus Diversified Fixed Interest – Indexed


Overview


With all defensive assets, this option is passively managed and provides exposure to Australian and international fixed interest.

World-class investment managers

Our investments are managed by some of the world's largest and most experienced asset managers. For more information on our investment managers, please refer to page 21.

Diversified Fixed Interest – Indexed

Summary	The Diversified Fixed Interest – Indexed investment option is focused on minimising investment fees and costs in a single sector from investing in a portfolio of all defensive assets (Australian and international government bonds and other investment grade debt) and has low diversification .													
Who is this investment suitable for?	With all defensive assets, this single sector investment option is designed for investors with a short-term investment time frame, who are seeking stable returns and have a medium tolerance of negative returns.													
Investment objective	Accumulation: CPI per annum on average over 20 years. Pension: CPI plus 0.5% per annum on average over 20 years.													
Level of investment risk	Medium. (Negative returns expected in between 2 to less than 3 out of every 20 years)													
Minimum suggested investment time frame	Accumulation: 2 years + Pension: 2 years +													
Growth/defensive allocation	0% growth / 100% defensive													
Investment mix and asset ranges	 <table border="1"> <thead> <tr> <th></th><th>ASSET CLASS</th><th>RANGE %</th><th>TARGET</th></tr> </thead> <tbody> <tr> <td rowspan="2">Bonds and cash</td><td>Diversified fixed interest</td><td>90–100%</td><td>100%</td></tr> <tr> <td>Cash</td><td>0–10%</td><td>0%</td></tr> </tbody> </table>				ASSET CLASS	RANGE %	TARGET	Bonds and cash	Diversified fixed interest	90–100%	100%	Cash	0–10%	0%
	ASSET CLASS	RANGE %	TARGET											
Bonds and cash	Diversified fixed interest	90–100%	100%											
	Cash	0–10%	0%											
Additional information	Information about the past performance of this option is at hostplus.com.au/smsfs/pricing-performance . Information about the fees and costs for investing in these options can be found in the SMI Additional Information Booklet. Explanations of the bolded terms used in the 'summary' and 'who is this investment suitable for' are in the within the SMI Additional Information Booklet.													



RATED BY LONSEC

Lonsec is Australia's longest established superannuation research, ratings and consulting company. They undertake rigorous analysis on over 600+ superannuation products, covering more than \$1.7 trillion in superannuation savings. Their ratings reflect the ability of Hostplus to deliver value for money to members and investors encompassing investment performance, fees and member services.


Ratings definitions

Lonsec's rating system designates financial products under the categories of Highly Recommended, Recommended, Investment Grade, Fund Watch, Redeem and Screened Out.

These ratings reflect Lonsec's degree of conviction in the financial products' ability to generate risk-adjusted returns in line with relevant objectives.




The ratings issued 04/2025 Hostplus Balanced Option, Hostplus Indexed Balanced Option, Hostplus Capital Stable option, Hostplus Conservative Balanced option, Hostplus SRI Balanced option, 24 May 2024 Hostplus Property option & 29 May 2024. Hostplus Infrastructure option are published by Lonsec Research Pty Ltd ABN 11 151 658 561 AFSL 421 445 (Lonsec). Ratings are general advice only, and have been prepared without taking account of your objectives, financial situation or needs. Consider your personal circumstances, read the product disclosure statement and seek independent financial advice before investing. The ratings are not a recommendation to purchase, sell or hold any product. Past performance information is not indicative of future performance. Ratings are subject to change without notice and Lonsec assumes no obligation to update. Lonsec uses objective criteria and receives a fee from the Fund Manager. Visit lonsec.com.au for ratings information. © 2025 Lonsec. All rights reserved.



**INSIDE
HOSTPLUS SMI**

[More information](#)





HOW HOSTPLUS SMI WORKS

Understanding the basics

Hostplus SMI invests through Hostplus' Pooled Superannuation Trust structure, so your money is pooled with over one million other Hostplus members.

Each investment option is divided into units, which are allocated based on the value of your investment and the relevant unit price.

- Hostplus SMI is a tax-paid investment vehicle. This means the declared unit price for each investment option includes a provision for tax owing on any investment income and capital gains, as well as entitlements to tax credits (i.e. imputation credits).
- You can choose to buy units in either the accumulation or pension (retirement) phase for each investment option. This will ensure the right tax treatment is applied, as units in each phase are taxed at a different rate.
- All investment income is retained within the fund and is reflected in the unit price rather than being distributed.
- Our online portal provides regular portfolio information and reporting at the touch of a button.

Product details

Minimum initial investment	\$10,000
-----------------------------------	-----------------

Minimum additional investment (per option)	\$5,000
---	----------------

Minimum switch amount (per option)¹	\$5,000
---	----------------

Minimum redemption amount (per option)¹	\$5,000
---	----------------

Maximum investment

Unlimited. The Trustee reserves the right to decline any application and additional investments at its absolute discretion.

Unit pricing

Calculated each national business day (T) and made available at hostplus.com.au/smsfs/pricing-performance at midday T+2 on every national business day.

Product fees

Joining fee:

\$240 deducted from your initial application amount.


Administration fee:

\$165 p.a.

Investment fees and costs:

Refer to the Hostplus Self-Managed (SMI) Product Disclosure Statement.

For full details of the fees and costs, including definitions of each fee and cost, please refer to the Hostplus Self-Managed Invest (SMI) Product Disclosure Statement (PDS) and the Additional Information Brochure available at hostplus.com.au/smsfs.
1. Switches and withdrawals may be accepted below the minimum limit where the balance of an option has fallen below that minimum limit due to market movement.



Building our portfolios

We understand how important it is that you keep your financial goals on track – leading up to and right through retirement. So we work with some of the world's largest and top-performing asset managers to keep delivering real value in all market environments. Here's how.

Portfolio construction with JANA

The Hostplus investment team works closely with our investment consultant, JANA, to create the portfolios for Hostplus SMI. Here's what we consider when we're creating these options for you:

- The amount we allocate to each asset class, country or sector
- The investment managers we select
- The amount we allocate to each investment manager
- The assets in which we co-invest directly
- The level of investment risk for each asset, investment manager or asset class.

World-class investment managers

We outsource our investment management because it's in investors' best financial interests to benefit from the expertise available through our external investment managers and investment consultant, JANA.

We have strict guidelines for selecting managers for your portfolio, including:

- Investment managers must always align with our core investment philosophy
- Their costs must be reasonable
- They must deliver competitive performance
- They're subject to regular monitoring and performance review against specific objectives.

We will remove an investment manager due to poor investment performance, a change in key personnel, a change in a manager's style or if they no longer align with Hostplus' SMI investment strategies.

Asset allocation for Hostplus SMI


Each of the investment options follows its own distinct investment strategy, including how much it allocates to each asset class, country or sector.

- We decide where to invest each option's assets based on in-depth analysis and research.
- We regularly review asset allocation settings in line with our economic outlook.

Investment governance

For more information on Hostplus' investment governance, please visit hostplus.com.au/about-us/company-overview/investment-governance.





Managing risk and liquidity

Hostplus is a highly liquid fund, giving investors confidence they can access their money when they need to.

The size and distinctive character of Hostplus lets us offer daily liquidity for each of the Hostplus SMI investment options, even though some of the underlying assets are 'illiquid', or not easily accessible.

We actively monitor risks across our investments, including market risks, interest rate risks, liquidity risks, derivative risks and operational risks.

We work with our investment consultant and risk team to analyse these risks and position our portfolios to limit them where possible.

Each investment option has different risk characteristics and volatility, and is thoroughly 'stress tested' every year under a range of market-driven actual and hypothetical scenarios.

We use the Standard Risk Measure* to help investors compare investment options. This measure estimates the number of negative investment returns over a 20-year period and categorises each investment option on a scale from very low risk to very high risk.

Investors should still make sure they're comfortable with the risks and potential losses associated with their chosen investment option.

Redemptions and switching

The minimum investment withdrawal or switch is \$5,000 per investment option, subject to the ongoing balance requirement of \$5,000 per option.

No switching fee applies to any of the Hostplus SMI investment options.

Switching windows for Property and Infrastructure investment options

Switching "windows" for the Property and Infrastructure options. Any switches into and out of the Property and/or Infrastructure options need to occur during a pre-determined switching period ("window") each quarter. The quarterly switching windows will open on the second Monday of the second month of each calendar quarter. You can find the exact dates of these windows on our website at hostplus.com.au/smsfs/tools-and-resources/faqs

It is important to note that SMI investors maintain the ability to make new or additional investments into, or withdrawals from, the SMI Property and SMI Infrastructure options at any time. These transactions are not subject to the switching windows.

Valuations

Hostplus SMI's assets are valued in line with our valuation policy. Under this framework:

- Listed equities are valued daily, while valuations for unlisted assets are conducted more frequently than annually (i.e. typically quarterly or semi-annually)
- All assets should be subject to independent valuation
- Where feasible, valuers will be rotated so that the same party does not value a particular asset over a period greater than three years in most circumstances.

In valuing the assets for each Hostplus SMI investment option, we allow for the following factors: expense recoveries, investment costs, transaction costs, and income tax.

This valuation is then divided by the total units held in each option. Unit prices rise and fall with movements in the value of underlying assets. A copy of our valuation policy is available on our website at hostplus.com.au/members/our-products-and-services/investment-options#valuations-policy



EXPERTISE THAT DELIVERS



Our investment philosophy

Our approach to investing is driven by our strong, diverse and proven investment beliefs.

Key principles that shape how we build portfolios

- 1** They should be well diversified to produce returns and reduce risk.
- 2** They should provide a healthy income stream from a range of sources to support returns, given our expectations for low capital growth across asset classes.
- 3** They should focus on active management, because in a low-return world, any additional returns that can be generated by actively selecting assets and managing risk will be highly valuable.
- 4** Each of our investment options follows its own distinct investment strategy and is designed to help you achieve a certain investment objective for the level of risk you prefer.

Read more about our portfolio construction on page 21.

Key ways we're different

- 1 We're long term:**
Our predominantly young membership allows us to invest for the long term.
- 2 We have firepower:**
Our large net cashflow gives us the firepower to quickly take advantage of investment opportunities.
- 3 We're well positioned:**
Because of our long-term focus, we have a high tolerance for illiquid assets that perform, such as unlisted property, infrastructure and private equity.
- 4 We're diversified:**
Our comprehensive diversification allows us to better control and mitigate risks.
- 5 We're resilient:**
Our resilient investment strategy means we can quickly recover from adverse market events.
- 6 We're connected:**
We outsource our investment management because it's in our investors' best financial interests to take advantage of the expertise and quality services available through our external investment managers and investment consultant, JANA.

GETTING STARTED

Whether you're managing your super entirely on your own or working with an adviser, we can help. We have the insights and resources you need to make decisions about your fund, your future and your finances.

Before you start

Make sure you've got a couple of things handy:



Access to the ABN, contact and banking details of your self-managed super fund (corporate trustee will also require details of the ACN).



Your contact details and identification details (driver's licence or passport) for each trustee/director.



Individual trustee(s) will need to upload a copy of the fully executed Trust Deed showing the names of all current individual trustees.

We're here to help.

Have a question or want to learn more about what we offer? Contact us.

Call **1300 350 819** from 8am – 8pm (AEST/AEDT) Monday to Friday

Visit **hostplus.com.au/smsfs**

Email **smi@hostplus.com.au**

Important information

All above information is correct at 1 July 2025. This information contains general advice only and does not take into account your personal objectives, financial situation or needs. You should consider if this information is appropriate for you in light of your circumstances before acting on it. Please read the Hostplus Self-Managed Invest (SMI) Product Disclosure Statement (PDS), available at hostplus.com.au/smsfs before making a decision about Hostplus SMI. Hostplus' products (which include its investment options) are designed for a particular target market. Please read our Product Disclosure Statement and Target Market Determination available at hostplus.com.au for a description of the target market and to understand what's right for you. Past performance is not a reliable indicator of future performance. While every care has been taken to ensure that the information in this document is correct, Hostplus reserves the right to correct any error or misprint in respect of the information shown. Hostplus Self-Managed Invest (SMI) is issued by Host-Plus Pty Limited ABN 79 008 634 704, AFSL 244392 as trustee for the Hostplus Pooled Superannuation Trust (PST) ABN 13 140 019 340.

Before applying you should have read and understood all relevant compliance and disclosure documents including the Financial Services Guide, Product Disclosure Statement, Privacy Policy and Data Handling Statement. For information on how to invest with Hostplus Self-Managed Invest refer to our Additional Information Brochure and website. The offer to invest in Hostplus Self-Managed Invest made in this document is only to those persons receiving this offer in Australia (electronically or otherwise). The Trustee reserves the right to decline any applications.

How to apply

Investing in SMI is easy, with a seamless end-to-end digital application and onboarding process. No paper. No lengthy forms.

It only takes a few minutes to join. To get you set up, we need to know if you're eligible.

You need to be either:

- A director of the company which is the trustee of the SMSF making this application, or
- An individual trustee of the SMSF making the application.

Mail GPO Box 764, Melbourne, VIC 3001
Phone 1300 350 819
Email smi@hostplus.com.au

hostplus.com.au/smsfs

